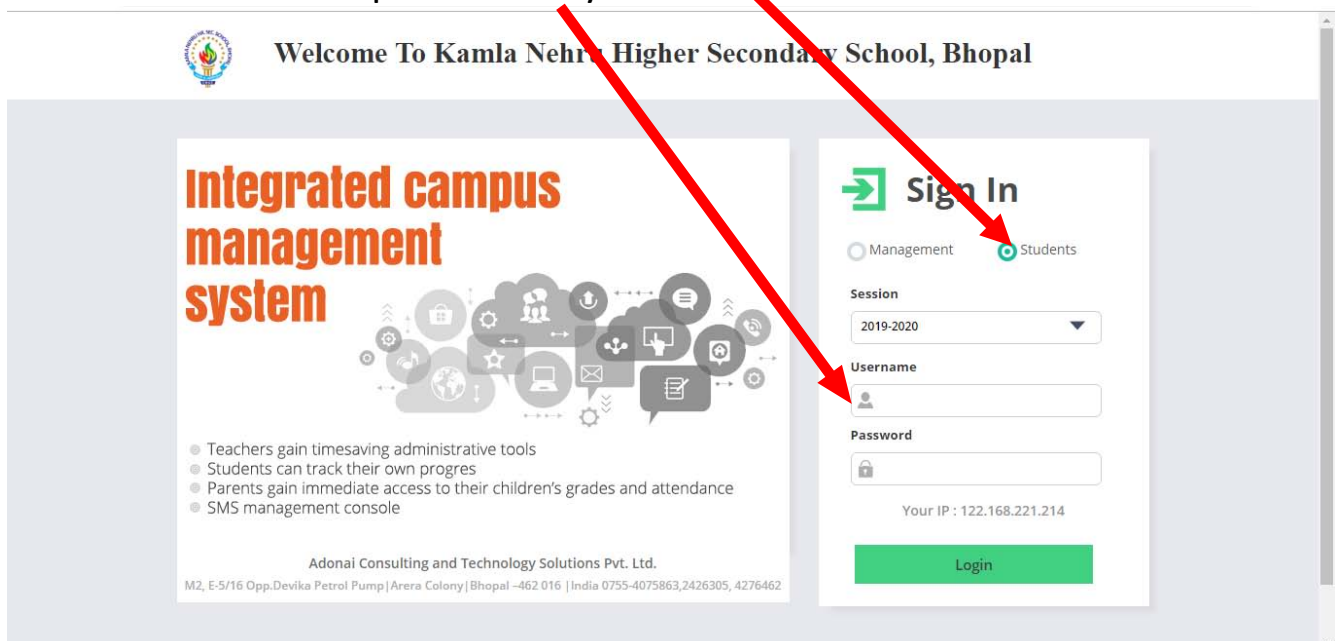


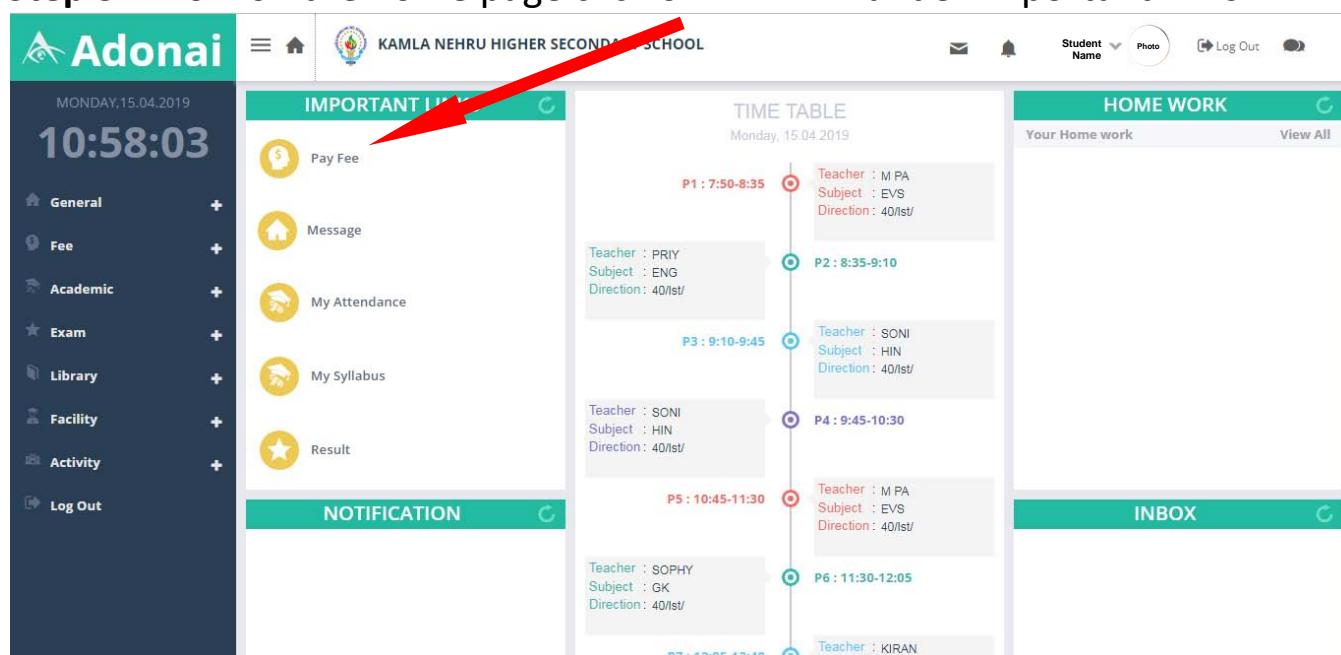
Step 1. Visit school website www.kamlanehruschool.in and select **Session 2023-24** under Online Fee Tab located on the top as shown in the picture.



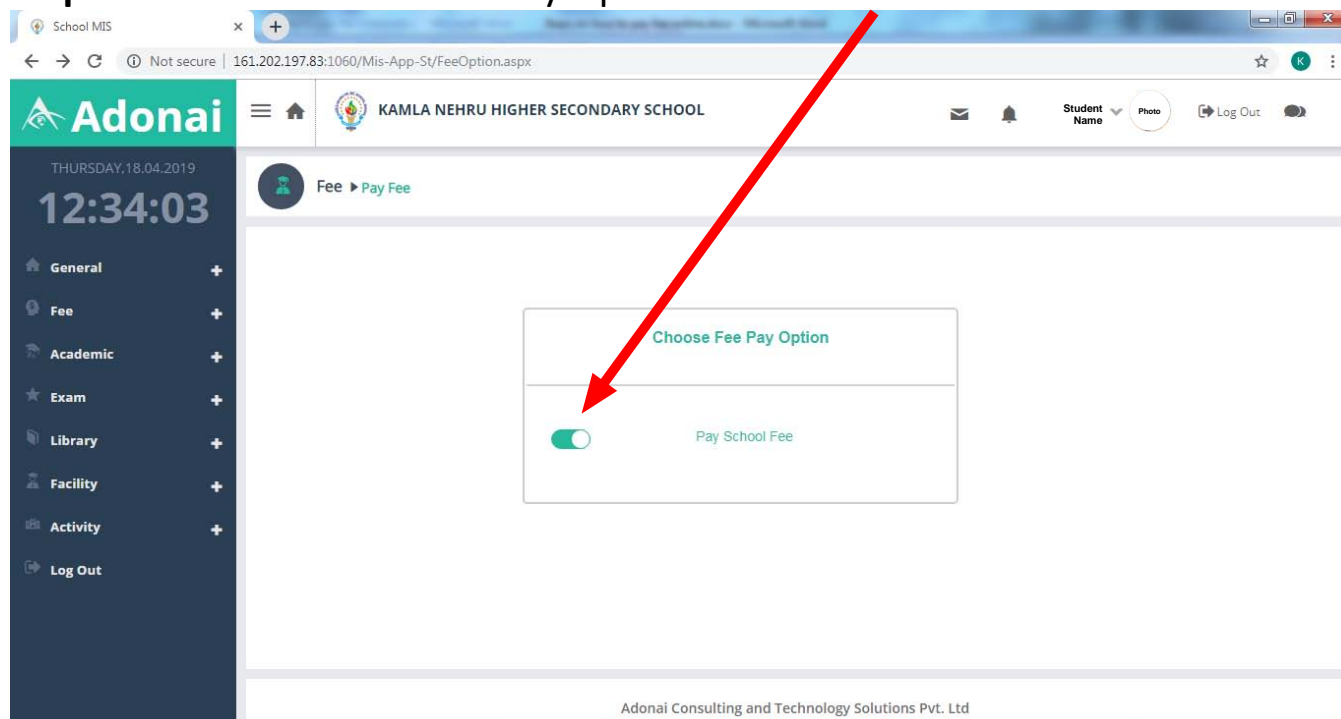
Step 2. Login MIS by selecting **STUDENT** option and by using **USER ID** and **PASSWORD** provided to you.



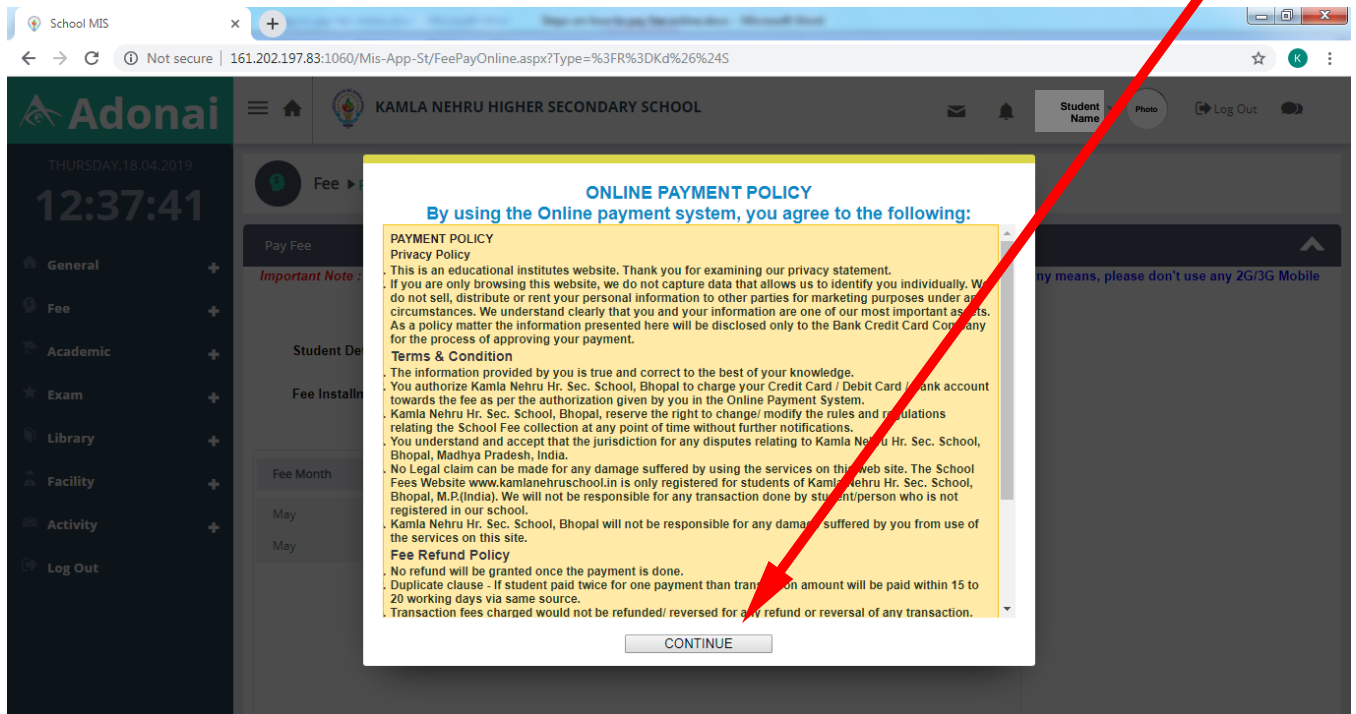
Step 3. Now on the home page click on **PAY FEE** under important links



Step 4. Now in Choose Fee Pay Option mark the **PAY SCHOOL FEE**

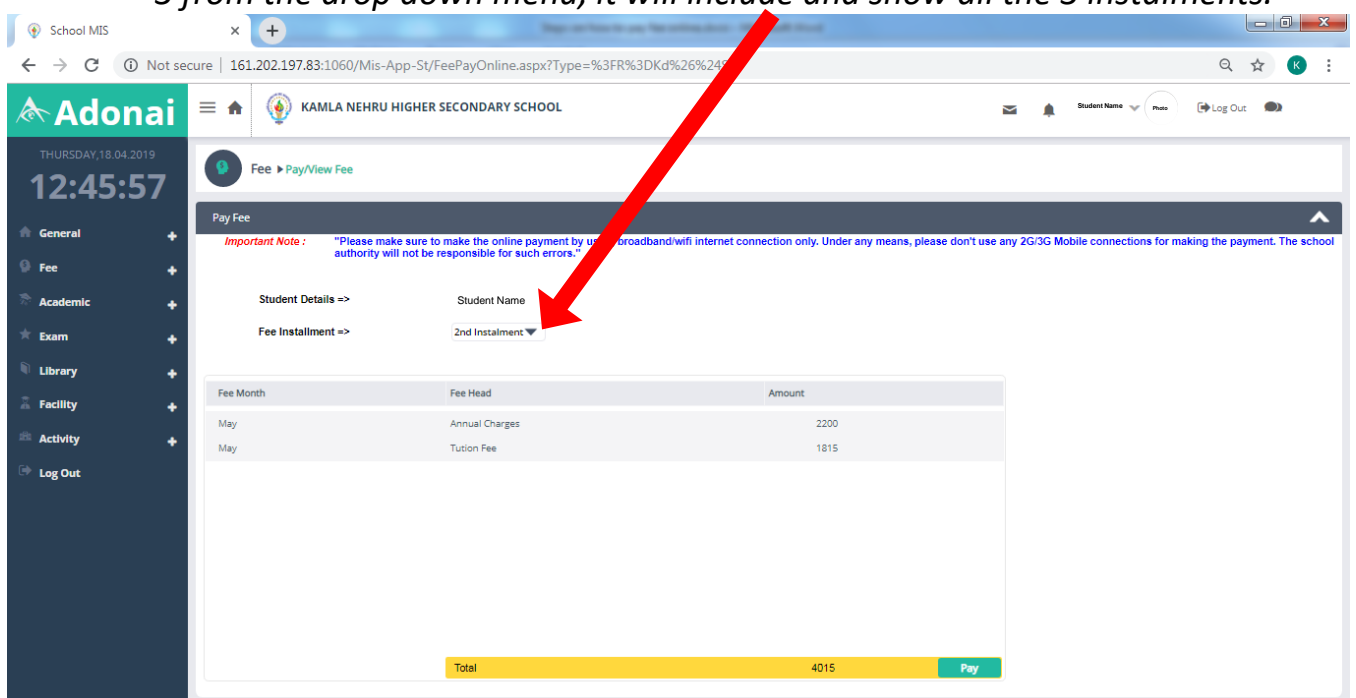


Step 5. Online Payment Policy window will pop-up, which you have to read and acknowledge to go to fee instalment page, click on **CONTINUE** button.



Step 6. Now Select Instalment as per your requirement (you can pay multiple instalments in one go)

For e.g. you want to pay 3 instalments in April at a time, then just select Instalment No 3 from the drop down menu, it will include and show all the 3 instalments.



Step 7. And click the **PAY** button at the bottom

School MIS x +

Not secure | 161.202.197.83:1060/Mis-App-St/FeePayOnline.aspx?Type=%3FR%3DKd%26%24S

Adonai KAMLA NEHRU HIGHER SECONDARY SCHOOL

THURSDAY, 18.04.2019 12:45:57

General +
Fee +
Academic +
Exam +
Library +
Facility +
Activity +
Log Out +

Fee > Pay/View Fee

Pay Fee

Important Note : "Please make sure to make the online payment by using landline/broadband/wifi internet connection only. Under any means, please don't use any 2G/3G Mobile connections for making the payment. The school authority will not be responsible for such errors."

Student Details => Student Name
Fee Installment => 2nd Installment

Fee Month	Fee Head	Amount
May	Annual Charges	2200
May	Tuition Fee	1815

Total 4015 **Pay**

Step 8. This will open Payment Initiation page, click on **CONTINUE** for ATOM payment modes

Review & Confirm x +

Not secure | 161.202.197.83:1060/Mis-App-St/FeeReceiptOnlinePayNetz.aspx?Amt=4015&Inst=2nd%20Installment&FType=S

Your payment initiated. Are you sure want to continue !!

Student Name

Date: Thu Apr 18 2019 1:11:29 PM
Details: Class - IV : Section - A
Total Amount: 4015 INR

Back **Continue...**

Step 9. In Atom Payment Mode page select your payment preference and pay the fee by clicking **PAY NOW**

The screenshot shows the Atom Payment Mode page. On the left, a sidebar lists payment options: Saved Card, Credit Card (selected), Debit Card, Debit Card with ATM PIN, Net Banking, UPI, and Wallet. The main form is for Credit Card payment, with fields for Credit Card Number, Name On Card, Bank Name, Mobile Number, and Email. A 'Pay Now' button is at the bottom right. A red arrow points to the 'Pay Now' button. On the right, a summary box shows the Amount Payable as ₹ 4086.06, the school name KAMLA NEHRU H S SCHOOL, and the Transaction ID STP100006. Below this, a table shows the breakdown: Amount (₹) 4015.00, Processing Fee 60.22, and GST 10.84. A note states: '* Processing Fee & GST are non refundable.'

Step 10. Once you have paid the fee online it will generate **PAYMENT ACKNOWLEDGEMENT** and **PAYMENT RECEIPT**, which you can take printout or save for future reference.

Important Note:-

FROM THE GENERATED RECEIPTS YOU HAVE TO MENTION THE **TRANSACTION ID** AND **RECEIPT NO.** ON YOUR WARDS FEE BOOK.

Click here to go directly to MIS login page  **School MIS**

Or go back and click proceed to go to MIS login page